



සුභ අලුත් අවුරුද්දක් වේවා

Happy Sinhala & Tamil
New Year





ONE40

*Celebrating 140 years
of produce broking...*


FORBES & WALKER TEA BROKERS PVT LTD

WEEKLY TEA MARKET REPORT

SALE NO

14

**07TH/08TH
MARCH 2026**



Overall Market

	QTY (M/KGS)	DEMAND
Ex Estate	0.74	Good
High & Medium	0.55	Fair
Leafy	0.72	Fair
Semi Leafy	0.65	Fair
Tippy/Small Leaf	0.88	Improved
Premium Flowery	0.02	Good
Off Grade	1.12	Irregular
Dust	0.55	Fair
Total	5.24	Fair general

ORDER OF SALE

SALE NO : 14

07TH/08TH APRIL 2026

EX-ESTATE	LG LARGE LEAF LG SMALL LEAF/BOP1A/ PREMIUM	HIGH & MEDIUM/OFF GRADE /DUST
Eastern Brokers Ltd	Ceylon Tea Brokers PLC	BPML Produce Marketing (Pvt) Ltd
Forbes & Walker Tea Brokers (Pvt) Ltd	BPML Produce Marketing (Pvt) Ltd	Forbes & Walker Tea Brokers (Pvt) Ltd
Asia Siyaka Commodities PLC	Mercantile Produce Brokers (Pvt) Ltd	Mercantile Produce Brokers (Pvt) Ltd
Mercantile Produce Brokers (Pvt) Ltd	Eastern Brokers Ltd	Asia Siyaka Commodities PLC
BPML Produce Marketing (Pvt) Ltd	Forbes & Walker Tea Brokers (Pvt) Ltd	John Keells PLC
Lanka Commodity Brokers Ltd	Lanka Commodity Brokers Ltd	Eastern Brokers Ltd
John Keells PLC	John Keells PLC	Ceylon Tea Brokers PLC
Ceylon Tea Brokers PLC	Asia Siyaka Commodities PLC	Lanka Commodity Brokers Ltd

AUCTION DETAILS

AT THIS WEEK'S SALE 10,849 LOTS TOTALLING 5,244,709 KGS WERE ON OFFER. THE BREAKDOWN IS AS FOLLOWS:

	LOTS	QUANTITY
Ex Estate	795	745,039
High & Medium	1,374	555,954
Low Grown - Leafy	2,039	723,056
Low Grown - Semi Leafy	1,628	647,305
Low Grown - Tippy	1,924	879,257
Premium Flowery	185	23,346
Off Grades	2,271	1,118,695
Dust	633	552,057
Total	10,849	5,244,709
Re - Prints	1,056	569,908

SETTLEMENT DATES

10/04/2026 **15/04/2026** **16/04/2026**
 10% Payment Buyers Prompt Sellers Prompt

Quality

Overall, fairly similar to last

COMMENTS

Auction offerings totalled 5.2 M/Kgs, a marginal increase over the previous week's 5.0 M/Kgs. Improved demand perhaps due to a combination of an absence of an auction next week, weaker Sri Lankan Rupee, better sentiment on the US-Iran conflict and improved movement in cargo. Consequently, overall unsold volumes declined.

Ex-Estate offerings were maintained around 0.7 M/Kgs. Overall quality was barely maintained. Once again, BOPSp and PEK invoices continued to sell at a premium vis-à-vis the corresponding BOP/BOPF's.

Better Western BOP/BOPF's often sold around last with select invoices appreciating following quality/special inquiry. In the Best category too select improved BOP/BOPF invoices were Rs. 20-40 per kg dearer, whilst the others often sold around last levels. Nuwara Eliyas' witnessed some renewed activity for the BOP/BOPF's and edged up on prices. Uda Pussellawas' encountered a mixed price trend, whilst the Uva BOP/BOPF's sold around last.

High & Mid Grown CTC teas too were generally firm and sold around last with no significant change in the market. Corresponding Low Grown varieties tended to ease off marginally.

The Low Grown market totalled approximately 2.2 M/Kgs. Leafy and Semi-Leafy teas met with fair demand. Tippy/Small Leaf teas witnessed improved demand, whilst the Premium category met with good demand.

In the Leafy and Semi-Leafy catalogues, Select Best and Best BOP1's were firm, whilst the balance together with the bolder varieties appreciated. OP1/OP's, in general, sold at last levels. A selection of Select Best OPA's were firm, whilst the balance together with Best declined. Below Best and teas at the lower end were irregular following quality. A few high-priced PEK's appreciated, whilst the Best varieties maintained. Below Best were easier. Well-made PEK1's were firm, whilst the Below Best together with the mixed/open varieties declined. Clean leaf teas at the bottom were sold at last levels.

In the Tippy catalogue, well-made FBOP's together with the cleaner Below Best and cleaner bolder types appreciated, whilst the balance together with teas at the bottom were firm. Select Best and Best FF1's together with cleaner teas at the bottom were firm to dearer, whilst the balance sold at last levels.

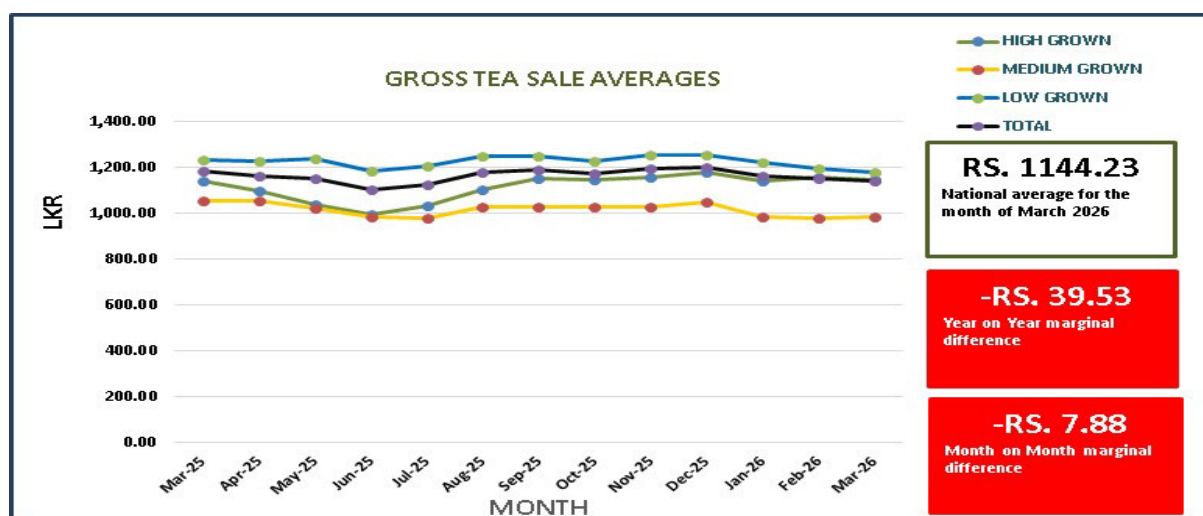
In the Premium catalogue, Tippy teas in general appreciated.

NOTE

There will be no Auction next week due to Sinhala & Tamil New Year holidays. The next Auction (Sale No. 15) is scheduled on Tuesday, 21 and Wednesday, 22 April 2026.

NATIONAL TEA SALES AVERAGES

(MARCH 2026)



Key Highlights:

- Sale Average of March 2026 records Rs. 1,144.23 (USD 3.63), a decline of Rs. 7.88 (USD 0.09) vis-à-vis February 2026
- Cumulatively, all elevations except for the High Grown elevation witnessed a decline in LKR terms, whilst all elevations saw a negative variance in USD terms in comparison with the corresponding period in the year 2025

In Sri Lankan Rupees								
	26-Mar	26-Feb	MOM Variance	25-Mar	YOY Variance	To date 2026	To date 2025	YOY Variance
High Grown	1,150.71	1,159.02	-8.31	1,144.99	5.72	1,151.02	1,118.77	32.25
Medium Grown	987.09	981.37	5.72	1,056.30	-69.21	985.34	1,040.44	-55.10
Low Grown	1,181.30	1,195.25	-13.95	1,236.32	-55.02	1,198.51	1,239.35	-40.84
Total	1,144.23	1,152.11	-7.88	1,183.76	-39.53	1,153.25	1,179.32	-26.07
In U.S. Dollars								
	26-Mar	26-Feb	MOM Variance	25-Mar	YOY Variance	To date 2026	To date 2025	YOY Variance
High Grown	3.65	3.75	-0.10	3.86	-0.21	3.70	3.77	-0.07
Medium Grown	3.13	3.17	-0.04	3.56	-0.43	3.16	3.51	-0.35
Low Grown	3.75	3.86	-0.11	4.17	-0.42	3.85	4.18	-0.33
Total	3.63	3.72	-0.09	3.99	-0.36	3.70	3.98	-0.28

Source - Sri Lanka Tea Board (For statistical purposes only)
Currency conversion - Central Bank February 2026 Spot Rate

* National tea sales average for the month of March 2026 recorded Rs. 1,144.23 (USD 3.63), showing a decrease of Rs. 7.88 and USD 0.09 in comparison with the February 2026 average of Rs. 1,152.11 (USD 3.72).

* In comparison to the March 2025 average of Rs. 1,183.76 (USD 3.99), shows a decline of Rs. 39.53 and USD 0.36 YOY.

* Total National Sale Average for the year 2026 (to-date) was recorded at Rs. 1,153.25 (USD 3.70), a decline of Rs. 26.07 (USD 0.28) against the corresponding year's average of Rs. 1,179.32 (USD 3.98).

Elevation-Wise Summary: March 2026

* High Grown average for the month recorded a decrease of Rs. 8.31 and USD 0.10 month on month, whilst an increase of Rs. 5.72 and a decline of USD 0.21 was witnessed against the corresponding month in 2025.

* Medium Grown average for the month recorded a positive variance of Rs. 5.72 and a decline of USD 0.04 month on month. In comparison to the corresponding monthly average last year, shows a decrease of Rs. 69.21 and USD 0.43.

* Low Grown average for the month recorded a decline of Rs. 13.95 and USD 0.11 month on month, whilst against the corresponding average of March 2025, shows a negative variance of Rs. 55.02 and USD 0.42.

(Refer statistical details on Page No. 14)

World Tea News

Turkey Number One Tea Drinker in the World

Global tea consumption habits have confirmed Turkey's unshakable leadership in tea drinking. With 3.16 kilograms of tea consumed per person annually, Turkey ranks first in the world by a wide margin, outperforming even countries traditionally associated with tea culture.

No other country integrates tea into everyday routines as intensively or as consistently as Turkey. The per capita annual tea consumption of 3.16 kilograms puts Turkey well ahead of its closest competitors, underscoring a level of demand that experts describe as unmatched worldwide. The nearest followers trail Turkey by nearly a full kilogram or more per person. Ireland ranks second with 2.19 kilograms per capita and the United Kingdom follows in third place at 1.94 kilograms, Russia places fourth with 1.38 kilograms and Pakistan fifth place with 1.25 kilograms.

Despite being among the world's largest tea producers, China and India lag far behind Turkey in per capita consumption. China records just 0.57 kilograms per person annually. India follows with 0.82 kilograms.

Source: Turkey News (Extracts), Courtesy: Tea Exporters' Association Sri Lanka



Inter-Plantation Rugby Sevens 2026

The 24th Inter-Plantation Rugby Sevens took place on 4 April 2026, at the historic Dickoya Maskeliya Cricket Club (DMCC) in Hatton, a venue renowned for its rich heritage and picturesque setting amidst tea plantations.

The tournament featured 8 teams representing plantation companies – Arpico (Maskeliya & Namunukula), Melsta (Balangoda & Madulsima), Elpitiya Plantations, Hatton Plantations, Lankem Plantations (Agarapatana & Kotagala), Kelani Valley Plantation and Talawakelle Tea Estates – contributing to a highly competitive and spirited event.

Malwatte Valley Plantations emerged as champions, winning the coveted DMCC Trophy with an outstanding performance that highlighted both skill and teamwork, whilst Arpico finished as runners-up after a strong and determined campaign.

In the Plate segment, Lankem Plantations secured the title, while Kelani Valley Plantations claimed victory in the Bowl category.

The tournament concluded with great success, highlighting the values of sportsmanship and camaraderie, and reaffirming DMCC's role as a distinguished host of this long-standing tradition.



***OUR CONGRATULATIONS TO THE
WINNERS!***

CROP AND WEATHER

FOR THE PERIOD 31 March - 04 April 2026

Western/Nuwara Eliya Regions



The Western and Nuwara Eliya regions experienced bright mornings and evening showers during the week. Rain is expected in both regions in the week ahead according to the Department of Meteorology.

Uva/Udapussellawa Regions



Sunny weather conditions and occasional rain was reported in both regions throughout the week. According to the Department of Meteorology, misty conditions are expected during the early morning hours and dry weather during the day in the Uva Region in the week ahead.

Low Grown



Bright weather was reported in the Low Grown Region during the week. The Department of Meteorology expects showers in the Low Grown Region in the week ahead.

Crop

All regions reported an increase in the crop intake.

HIGH GROWN TEAS

■	Incline from last week
■	Decline from last week
■	Static Market

BOP Best Western's sold around last levels subject to quality fluctuations. In the Below Best category, teas in the higher price bracket were irregular, whilst the others together with the Plainer sorts were firm and Rs. 20-40 per kg dearer. Nuwara Eliya's were firm and dearer. Uda Pussellawa's were barely steady. Uva's sold around last week's levels.

BOPF Best Western's sold around last subject to qualitative fluctuations. Teas in the Below Best and Plainer categories were mostly firm, whilst select invoices appreciated by Rs. 20-40 per kg and more towards the close of the sale. Nuwara Eliya's were firm. Uva/Uda Pussellawa's sold around last levels.

OP/OPA Well-made varieties were firm to dearer by Rs. 20 per kg, whilst the Below Best types were firm. Others and poorer sorts were firm to irregularly dearer by Rs. 20 per kg.

PEKOE/PEKOE1 There were no Flavours PEK/PEK1's on offer. Select Best Orthodox PEK/PEK1's were firm to marginally dearer by Rs. 20-40 per kg, whilst the Best and Below Best were firm to easier by Rs. 20-40 per kg. Poorer sorts were irregularly easier by Rs. 10-30 per kg. Select Best Rotovane PEK's were easier by Rs. 20-40 per kg, whilst the others declined further. Below Best varieties were lower by Rs. 40 per kg and more often following quality, whilst the poorer sorts were irregular and mostly lower.

FBOP/FBOPF1 Flavours FBOP/FBOPF1's were firm to dearer by Rs. 20-40 per kg following quality, whilst the Better Orthodox FBOP/FBOPF1's were lower by Rs. 20-40 per kg and more at times. Below Best Orthodox FBOP/FBOPF1's were firm to easier by Rs. 20 per kg, whilst the poorer sorts were lower by Rs. 20-40 per kg.

QUOTATIONS LKR SALE DTE	BOP		BOPF		PEKOE/FBOP		OP	
	30/31 Mar	07/08 Apr	30/31 Mar	07/08 Apr	30/31 Mar	07/08 Apr	30/31 Mar	07/08 Apr
Best Westerns	1340-1500	1360 - 1550	1340-1460	1320 - 1600	1320-1380	1260 - 1500	1300	1320 -
Below Best Westerns	1160-1320	1200 - 1340	1240-1320	1260 - 1300	N/A	1200 -	1060-1100	1120 -
Plainer Westerns	1080-1140	1060 - 1180	1120-1220	1100 - 1240	630-960	780 -	920	900 - 920
Nuwara Eliyas	N/A	1400 - 1500	N/A	N/A	740-920	N/A	N/A	N/A
Brighter Udapussellawas	1160-1180	1140 - 1200	1200-1220	1220 - 1260	1280-1380	1460 -	1280	1220 - 1240
Other Udapussellawas	1060-1120	980 - 1060	1000-1180	1000 - 1160	N/A	N/A	N/A	N/A
Best Uvas	1220-1260	1240 - 1280	1220-1280	1220 - 1300	1280-1650	1240 - 1480	1160-1360	1160 - 1400
Other Uvas	1160-1180	1140 - 1180	1140-1200	1140 - 1200	840-1240	680 - 1220	850-1100	840 - 1140

MEDIUM GROWN TEAS

■	Incline from last week
■	Decline from last week
■	Static Market

BOP	Large Leaf teas continued to sell well, whilst select invoices were substantially dearer following special inquiry. Other Small Leaf types were firm.
BOPF	Select well-made invoices were Rs. 20-40 per kg dearer, whilst the others were barely steady.
OP/OPA	Well-made teas were firm to dearer by Rs. 20-40 per kg, whilst the Below Best types were firm to dearer by Rs. 10-30 per kg. Poorer sorts were firm to irregularly dearer by Rs. 10-20 per kg.
PEKOE/PEKOE1	Select Best PEK/PEK1's were firm to easier by Rs. 20-40 per kg. Best and Below Best PEK's gained by Rs. 20-40 per kg, whilst the PEK1's were firm to easier by Rs. 20-40 per kg. Poorer sorts were lower by Rs. 30-50 per kg.
FBOP/FBOPF1	Select Best teas appreciated by Rs. 40-60 per kg. Best and Below Best FBOP's were lower by Rs. 20-30 per kg, whilst the FBOPF1's were firm on last levels. Poorer sorts were easier by Rs. 20-40 per kg.

QUOTATIONS LKR SALE DTE	BOP		BOPF		PEKOE/FBOP		OP	
	30/31 Mar	07/08 Apr	30/31 Mar	07/08 Apr	30/31 Mar	07/08 Apr	30/31 Mar	07/08 Apr
Good Mediums	1140-1650	1100 - 1850	1240-1360	1240 - 1280	1340-1800	1300 - 1900	1240-1440	1200 - 1380
Other Mediums	780-1000	720 - 940	750-1020	730 - 980	750-1320	730 - 1280	870-1220	780 - 1180

UNORTHODOX / CTC TEAS

HIGH GROWN	BP1s - Hardly any offerings. PF1s - Mostly firm.
MEDIUM GROWN	BP1s - Hardly any offerings. PF1s - Better sorts were Rs. 20-40 per kg dearer. Others sold around last, whilst the poorest continued to be neglected.
LOW GROWN	BP1s - Hardly any offerings. PF1s - Better teas were barely steady, whilst the others were up to Rs. 50 per kg easier.

QUOTATIONS LKR SALE DTE	BP1		PF1	
	30/31 Mar	07/08 Apr	30/31 Mar	07/08 Apr
High Grown	N/A	N/A	900-1200	900 - 1140
Medium Grown	N/A	N/A	1000-1100	1020 - 1180
Low Grown	1320-1340	1300 -	1000-1400	1000 - 1380

OFF GRADES

■	Incline from last week
■	Decline from last week
■	Static Market

FGS1/FGS

Select Best sorts were firm to irregular following quality. Best varieties together with the Below Best sorts which commenced easier by Rs. 20-40 per kg, appreciated as the sale progressed. Teas at the lower end of the market declined. Low Grown - Clean leaf sorts were firm to dearer, whilst the others were firm to irregularly lower. CTC- A few clean leaf sorts declined, whilst the others remained firm

BROKENS

Reducer varieties together with the clean leaf sorts in the Best category were firm to dearer. Below Best sorts in general appreciated by Rs. 20-30 per kg, whilst the poorer sorts were irregularly easier.

BOPIA

Main Grade reducer varieties in the Best category were firm. Below Best varieties were irregular, whilst the poorer sorts were firm to easier by Rs. 20-30 per kg.

QUOTATIONS LKR

SALE DTE	HIGH		MEDIUM		LOW	
	30/31 Mar	07/08 Apr	30/31 Mar	07/08 Apr	30/31 Mar	07/08 Apr
Better Fannings (Orthodox)	800-1200	800 - 1240	780-1050	730 - 1040	770-980	760 - - 940
Better Fannings (CTC)	N/A	N/A	680	690 -	870-1060	780 - 810
Other Fannings (Orthodox)	420-770	400 - 770	440-730	500 - 700	430-760	440 - 750
Other Fannings (CTC)	N/A	N/A	610-660	580 - 650	590-640	500 - 650
Good Brokens	710-900	710 - 1100	710-1200	720 - 1120	740-1260	760 - 1260
Other Brokens	400-700	550 - 700	430-700	450 - 710	420-730	400 - 750
Better BOP1As	700-720	700 - 850	730-1120	730 - 1020	750-1300	750 - - 1320
Other BOP1As	550-680	620 - 680	540-720	480 - 720	400-730	500 - 730

DUSTS

DUST1

Teas in the Select Best category were firm to dearer by Rs. 50 per kg. The Best varieties were dearer by Rs. 40 per kg, whilst the Below Best sorts were appreciated by Rs. 40-60 per kg. The poorer sorts together with the Low Grown varieties remained firm. The High and Medium Grown CTC's were dearer by Rs. 20 per kg, whilst the Low Grown CTC's improved further by Rs. 40-50 per kg.

DUST

Clean Leaf secondaries were dearer by Rs. 20-40 per kg, whilst the poorer sorts declined substantially by Rs. 60 per kg and more. The Low Grown varieties remained firm.

QUOTATIONS LKR

SALE DTE	HIGH		MEDIUM		LOW	
	30/31 Mar	07/08 Apr	30/31 Mar	07/08 Apr	30/31 Mar	07/08 Apr
Better Primary Dust (Orthodox)	1160-1650	1180 - 1800	1020-1180	1040 - 1180	1000-1120	980 - 1020
Better Primary Dust (CTC) P. Dust	1080-1140	1120 - 1200	1000-1060	1000 - 1140	1260-1340	1280 - 1480
Below Best Primary Dust (Orthodox)	960-1140	980 - 1160	810-1000	810 - 1020	710-980	730 - 960
Other Primary Dust (CTC) P. Dust	920-1060	1000 - 1100	770-980	720 - 980	N/A	590 - 1260
Other Primary Dust (Orthodox)	600-940	780 - 960	480-800	540 - 800	510-700	560 - 720
Better Secondary Dust	1000-1080	1040 - 1160	N/A	N/A	860-1000	860 - 940
Other Secondary Dust	580-980	610 - 1020	550-740	530 - 750	520-850	480 - 850

LOW GROWN TEAS

■ Incline from last week
■ Decline from last week
■ Static Market

FBOP/FBOP1	Well-made FBOP's together with the cleaner Below Best and cleaner bolder types appreciated, whilst the balance together with teas at the bottom were firm. FBOP1's, in general, were firm to dearer.
BOP	BOP's, in general, were firm to dearer.
BOP1	Select Best and Best BOP1's were firm, whilst the balance together with the bolder varieties appreciated.
OP1	OP1's, in general, were firm.
OP	OP's, in general, were firm.
OPA	A selection of Select Best OPA's were firm, whilst the balance together with Best declined. Below Best and teas at the lower end were irregular following quality.
PEKOE	A few high-priced PEK's appreciated, whilst the Best varieties maintained. Below Best PEK's together with the bold/open varieties were easier. Well-made PEK1's were firm, whilst the Below Best together with the mixed/open varieties declined. Clean leaf teas at the bottom were firm.
BOPF	Select Best and Best BOPF's were firm, whilst the balance were easier.
FBOPF/FBOPF1	Tippy teas, in general, appreciated. Select Best and Best FF1's together with cleaner teas at the bottom were firm to dearer, whilst the balance sold at last levels.

QUOTATIONS LKR SALE DTE	SELECT BEST		BEST		BELOW BEST		OTHERS	
	30/31	07/08	30/31	07/08	30/31	07/08	30/31	07/08
	Mar	Apr	Mar	Apr	Mar	Apr	Mar	Apr
FBOP 1	1650-2150	1650 - 1850	1400-1500	1400 - 1500	1300-1350	1300 - 1350	900-950	900 - 950
FBOP	1900-2500	1900 - 2650	1600-1700	1600 - 1700	1300-1350	1300 - 1350	900-950	950 - 1000
BOP 1	2300-3100	2300 - 3050	1650-2300	1700 - 2300	1260-1480	1300 - 1550	900-1240	900 - 1280
BOP	1700-1900	1750 - 2000	1450-1500	1500 - 1550	1100-1200	1150 - 1250	900-950	950 - 1000
BOPF	1500-1600	1500 - 1600	900-1000	950 - 1000	850-900	850 - 900	700-750	700 - 750
FBOPF (TIPPY)/FBOPF SP	3300-4200	3800 - 5000	2500-3000	3000 - 3700	1600-2300	1800 - 2500	N/A	1000 -
FBOPF 1	1500-1650	1550 - 1700	1400-1450	1400 - 1450	1300-1350	1350 - 1380	900-950	950 - 1000
FBOPF	1380-1500	1400 - 1600	1280-1350	1300 - 1380	1200-1250	1200 - 1250	900-1000	950 - 1000
OP 1	3150-3600	3150 - 3500	2600-3100	2600 - 3100	1850-2550	1900 - 2550	900-1800	900 - 1850
OP	1550-1750	1550 - 1700	1440-1500	1440 - 1500	1340-1420	1360 - 1420	850-1320	850 - 1340
OPA	1600-2050	1500 - 1900	1400-1550	1380 - 1480	1320-1380	1300 - 1360	850-1300	800 - 1280
PEKOE	1440-2300	1440 - 2450	1260-1420	1260 - 1420	1160-1240	1160 - 1240	850-1140	850 - 1140
PEK 1	1750-2200	1750 - 2300	1440-1700	1500 - 1700	1220-1420	1220 - 1480	900-1200	900 - 1200

TOP PRICE

WESTERN MEDIUM			
Kenilworth	BOP		1850
Ancoombra	BOP		1800
Dartry Valley	BOP	@	1650
Kenilworth	BOPSp		1650
Craighead	BOPSp	@	1480
Windsorforest	BOPSp	@	1400
Vellai Oya	BOPF		1280
Doombagastalawa	BOPF	@	980
Ancoombra	BOPFSp		1320
Harangall	BOPFSp	@	1020
Harangalla	BOP1	@	1950
Dartry Valley	BOP1	@	1800
New Rothschild	FBOP		1900
Craighead	FBOP	@	1850
Harangalla	FBOP	@	1850
Doombagastalawa	FBOP	@	1800
Dartry Valley	FBOP	@	1800
Craighead	FBOP1	@	1420
Hatale	FBOPF		810
Ancoombra	FBOPF1		1750
Dartry Valley	FBOPF1	@	1700
Craighead	FBOPF1	@	1600
Inguruwatte Super	OP		1320
Kenilworth	OP		1320
Cooroondoowatte	OP	@	1300
Dartry Valley	OP	@	1300
Harangalla	OP	@	1280
Castlemilk	OP		1280
Pupuressa	OP		1280
Madulkelle	OP		1280
Dartry Valley	OPA	@	1360
Craighead	OP1	@	1850
Harangalla	OP1	@	1600
Dartry Valley	PEK	@	1400
New Fernland	PEK		1400
New Rothschild	PEK		1400
Harangalla	PEK		1400
Castlemilk	PEK		1400
Ingurugala	PEK		1400
Dartry Valley	PEK1	@	1900
Doombagastalawa	PEK1	@	1850
Harangalla	PEK1	@	1850
New Rothschild	PEK1		1850
Hatale	PEK1		1850
WESTERN HIGH			
Bogawantalawa	BOP		1550
Bogawantalawa	BOPSp		1600

WESTERN HIGH			
Robgill	BOPSp	@	1460
Holyrood	BOPSp	@	1460
Somerset	BOPSp	@	1440
Mattakelle	BOPF		1600
Dessford	BOPF	@	1550
Somerset	FBOP		1800
Inverness	FBOP1		1180
Frotoft Super	FBOPF1		1440
Inverness	FBOPF1		1440
Queensberry	FBOPF1	@	1180
Venture	OP		1320
Kirkoswald	OPA		1200
Kirkoswald	OP1		1600
Wattegodde	PEK	@	1460
Great Western	PEK	@	1460
Frotoft Super	PEK1		1700
NUWARA ELIYAS			
Lovers Leap	BOP		1500
Mahagatotte	BOP	@	1400
Court Lodge	BOP	@	1400
Kenmare	BOPF		980
Kenmare	BOP1		1380
Kenmare	FBOPF	@	730
UDAPUSSELLAWAS			
Kirklees	BOP		1200
Mooloya	BOP		1200
Kirklees	BOPSp		1140
Mooloya	BOPSp		1140
Mooloya	BOPF		1260
Delmar	FBOP	@	1460
Maha Uva	FBOP	@	820
Maha Uva	FBOP1	@	800
Maha Uva	FBOPF	@	820
Delmar	FBOPF1	@	1440
Blairlmond	FBOPF1	@	1420
Maha Uva	FBOPF1	@	1140
Blairlmond	OP	@	1260
Maha Uva	OP	@	1260
Delmar	OP	@	1240
Delmar	OPA	@	1220
Blairlmond	OPA	@	1200
Maha Uva	OPA	@	1200
Delmar	OP1	@	1550
Maha Uva	OP1	@	1500
High Forest	PEK		980
Maha Uva	PEK	@	940
Delmar	PEK1	@	1600
Blairlmond	PEK1	@	1600
Maha Uva	PEK1	@	1400

@ - SOLD BY FORBES & WALKER TEA BROKERS (PVT) LTD. ** - ALL TIME RECORD PRICE. * - EQUAL ALL TIME RECORD PRICE

LOW GROWNS				UVA MEDIUM			
New Laksakanda	BOP		2250	Aruna Keppetipola	PEK1		1750
Elaine Super	BOPSp		2200	Misty-Uva	PEK1	@	1700
Stream Line	BOPSp		2000	UVA HIGH			
Kamarangapitiya	BOPSp	@	1900	Ellathota Uva	BOP		1400
Lellopitiya Super	BOPSp		1900	Battawatte	BOPSp		790
Rajjuruwatta Super	BOPF		1950	Nayabedde	BOPF	@	1300
Kings Bru	BOPFSp		1850	Kelliebedde	BOPF	@	1260
Sithaka	FBOP		2850	Bandaraeliya	BOPF	@	1260
Kiruwanaganga	FBOP	@	2650	Pitaratmalie	BOPF		1260
Adams View	FBOP	@	2550	Uva Highlands	BOPFSp	@	920
Thalapakanda Super	FBOP		2550	Uva Highlands	BOP1		1650
Aruna	FBOP1		1850	Craig	FBOP		1480
Andaradeniya Super	FBOP1		1850	Spring Valley	FBOP	@	1440
Golden Garden	FBOPF		1900	Aislaby	FBOP	@	1440
Kings Bru	FBOPF1		1950	Aislaby	FBOP1		1220
Adams View	FBOPF1	@	1700	Ellathota Uva	FBOPF1	@	1500
Pothotuwa	FBOPF1	@	1600	Spring Valley	OP	@	1400
Makandura	FBOPF1		1600	Aislaby	OP	@	1280
Sithaka	FBOPF1		1600	Aislaby	OPA	@	1200
Gunawardana	BOP1	@	3050	Ellathota Uva	OPA	@	1180
Sithaka	BOP1		3000	Aislaby	OP1		1650
Pothotuwa	BOP1	@	2900	Ellathota Uva	OP1	@	1600
Lions	OP1		3500	Glenore	OP1	@	1500
Mulatiyana Hills	OP1		3300	Ampittiakande	OP1		1500
Pothotuwa	OP1	@	3200	Ellathota Uva	PEK	@	1360
Miriswatta	OP		1700	Aislaby	PEK	@	1360
Bulathsinghala Tea	OP		1700	Uva Highlands	PEK	@	1300
Fortune	OP	@	1650	Ampittiakande	PEK		1300
Gunawardana	OP	@	1650	Gonamotawa	PEK	@	1280
Miriswatta	OPA		1900	Oodoowerre	PEK		1280
Adams View	PEK	@	2450	Craig	PEK1		1800
Lumbini	PEK		2450	UNORTHODOX HIGH			
Mulatiyana Hills	PEK1		2300	Frotoft CTC	PF1		1140
Galatara	PEK1		2300	Dunsinane CTC	PF1		1140
UVA MEDIUM				UNORTHODOX MEDIUM			
Halpewatte Uva	BOP		1600	Strathdon CTC	PF1	@	1180
Dickwella	BOPSp	@	1460	Birchwood CTC	BP1	@	750
Aruna Passara	BOPF		1320	UNORTHODOX LOW			
Dickwella	BOPFSp		1440	Hingalgoda CTC	PF1		1380
Sarnia Plaiderie	BOP1		1900	Ceciliyan CTC	BP1		1300
Demodera 'S'	BOP1	@	1850	PREMIUM FLOWERY			
Sarnia Plaiderie	BOP1	@	1750	Green House	FBOPFSp		5550
Sarnia Plaiderie	FBOP		1800	Yalta	FBOPFExSp		4950
Dickwella	FBOP1		1420	Ceyenta	FBOPFExSp1		4250
Halpewatte Uva	FBOPF		1200	DUSTS			
Sarnia Plaiderie	FBOPF1	@	1550	Mattakelle	DUST1		1800
Wewesse	OP		1380	Ceciliyan CTC	PD		1480
Sarnia Plaiderie	OP		1380	Mattakelle	DUST		1160
Roseland Uva	OPA		1340	OFF GRADES			
Misty-Uva	OPA	@	1320	Bogawantalawa	FGS1	@	1240
Haputale Super	OPA	@	1300	Wanarajah	FGS1	@	1240
High Spring	OPA		1300	Wattahena	FGS		940
Aruna Passara	OPA		1300	Chandrika CTC	PF		810
Sarnia Plaiderie	OP1	@	1700	Gunawardana	BM	@	1140
Sarnia Plaiderie	PEK	@	1550	Bogoda	BP		1260
Haputale Super	PEK	@	1380	Liyonta	BOP1A		1320
Misty-Uva	PEK	@	1380	Aldora	BOP1A	@	1260
Aruna Passara	PEK1		1800	OTHERS			
High Spring	PEK1		1800	Kings Bru	BOPA		2050
Sarnia Plaiderie	PEK1	@	1750	Mathota	BOPA		2000
Dickwella	PEK1		1750	Rotumba	BOPA		2000
				Gunawardana	BOPA	@	1900
				Sisiramba Super	BOPA		1900
				Magedara	BOPA		1900
				Green Lanka	BOPA		1900
				Sihara	BOPA		1900
				New Spring View	BOPA		1900

QUANTITY SOLD

DURING THE PERIOD 26TH-31ST MARCH 2026	WEEKLY (KGS)		TODATE (KGS)	
	2026	2025	2026	2025
PRIVATE SALES	232,004	233,731	3,217,855	3,057,429
PUBLIC AUCTION	4,184,697	4,771,126	59,649,806	62,053,160
FORWARD CONTRACTS	5,310	52,760	565,870	845,376
DIRECT SALES	NIL	NIL	NIL	NIL
TOTAL	4,422,011	5,057,617	63,433,531	65,955,965
BMF EXCLUDED FROM PRIVATE SALE	7,200	45,900	417,139	594,841

(QUANTITY SOLD AND THE AVERAGE PRICE PER AUCTION)

	Quantity (M/kgs)			AVG Price (LKR)			Avg Price (USD)		
	2026	2025	2024	2026	2025	2024	2026	2025	2024
25TH MARCH 2026	4.64	4.26	4.56	1167.11	1204.66	1317.15	3.88	4.12	4.36
31ST MARCH 2026	4.18	4.77	4.74	1177.35	1185.06	1280.24	3.79	4.06	4.29

Source: Central Bank of Sri Lanka / Buying Rates

RATES OF EXCHANGE

SRI LANKA RUPEE APPROX PER UNIT OF CURRENCY

YEAR	2026	2025	2024
USD	311.72	293.44	295.20
STG.PD	410.58	373.68	369
EURO	358.07	320.23	315.32
YEN	1.94	1.98	1.93

Source: Central Bank of Sri Lanka / Buying Rates

PUBLIC AUCTION/GROSS SALES AVERAGE

SALE NO 13 30TH/ 31ST MARCH 2026	WEEKLY(LKR)			TODATE (LKR)			WEEKLY(USD)			TODATE(USD)		
	2026	2025	2024	2026	2025	2024	2026	2025	2024	2026	2025	2024
Uva High Grown	1078.82	1119.61	1189.25	1022.02	1056.23	1111.23	3.47	3.83	3.98	3.31	3.59	3.57
Western High Grown	1196.62	1149.47	1259.68	1202.25	1155.10	1198.15	3.85	3.94	4.22	3.89	3.92	3.85
CTC High Grown	1104.78	1132.42	1067.14	1111.37	1104.48	1126.00	3.56	3.88	3.58	3.60	3.75	3.62
High Grown (Summary)	1169.19	1139.98	1237.75	1151.66	1127.26	1176.49	3.76	3.90	4.15	3.73	3.83	3.78
Uva Medium Grown	1073.89	1148.69	1205.40	982.99	1089.41	1169.08	3.46	3.93	4.04	3.18	3.70	3.76
Western Medium Grown	984.19	1045.78	1117.24	976.00	1035.30	1126.13	3.17	3.58	3.74	3.16	3.52	3.62
CTC Medium Grown	928.78	966.67	1017.87	978.39	965.06	968.86	2.99	3.31	3.41	3.17	3.28	3.11
Medium Grown (Summary)	1007.69	1081.19	1146.03	978.02	1051.53	1138.30	3.24	3.70	3.84	3.17	3.57	3.66
Orthodox Low Grown	1236.87	1245.87	1365.41	1228.19	1270.76	1422.45	3.98	4.27	4.58	3.98	4.32	4.57
CTC Low Grown	951.00	975.83	1044.92	957.89	971.98	1054.20	3.06	3.34	3.50	3.10	3.30	3.39
Low Grown(Summary)	1215.87	1228.91	1342.43	1211.49	1257.47	1396.90	3.91	4.21	4.50	3.92	4.27	4.49
Total	1177.35	1185.06	1280.24	1163.52	1198.69	1309.59	3.79	4.06	4.29	3.77	4.07	4.21

Source: Oanda Exchange Rates

Source: MSL - Averages

NATIONAL TEA SALE AVERAGES MONTH OF MARCH 2026

	MONTH(LKR)			TODATE (LKR)			MONTH(USD)			TODATE(USD)		
	2026	2025	2024	2026	2025	2024	2026	2025	2024	2026	2025	2024
Uva High Grown	1042.06	1104.31	1224.21	1042.85	1062.20	1111.46	3.31	3.73	4.06	3.35	3.58	3.59
Western High Grown	1215.27	1179.69	1295.73	1215.29	1164.38	1205.73	3.86	3.98	4.30	3.90	3.93	3.89
CTC High Grown	1091.94	1115.06	1126.63	1111.69	1102.70	1126.72	3.46	3.76	3.74	3.57	3.72	3.64
High Grown (Summary)	1150.71	1144.99	1241.93	1151.02	1118.77	1155.72	3.65	3.86	4.12	3.70	3.77	3.73
Uva Medium Grown	1008.10	1144.17	1240.05	983.86	1083.67	1160.42	3.20	3.86	4.12	3.16	3.66	3.75
Western Medium Grown	973.99	1041.46	1162.10	987.20	1034.91	1126.89	3.09	3.51	3.86	3.17	3.49	3.64
CTC Medium Grown	946.93	960.02	1016.49	978.40	963.25	963.70	3.00	3.24	3.38	3.14	3.25	3.11
Medium Grown (Summary)	987.09	1056.30	1173.37	985.34	1040.44	1122.70	3.13	3.56	3.90	3.16	3.51	3.63
Orthodox Low Grown	1211.19	1271.98	1402.90	1229.71	1276.01	1424.74	3.84	4.29	4.66	3.95	4.30	4.60
CTC Low Grown	955.20	993.53	1021.16	958.26	968.23	1055.27	3.03	3.35	3.39	3.08	3.27	3.41
Low Grown(Summary)	1181.30	1236.32	1357.32	1198.51	1239.35	1380.67	3.75	4.17	4.51	3.85	4.18	4.46
Total	1144.23	1183.76	1296.48	1153.25	1179.32	1286.99	3.63	3.99	4.30	3.70	3.98	4.16

Source: Oanda Exchange Rates

Source: SLTB

WORLD TEA PRODUCTION (M/KGS)

	2024	2025	2026	TODATE			DIFFERENCE +/-	
	2024	2025	2026	2024	2025	2026	2024 vs 2025	2025 vs 2026
Feb								
Sri Lanka	20.1	15.6	17.9	38.8	37.3	38.7	-1.5	1.4
North India	1.9	10.8	4.1	2.3	10.9	6.3	8.6	-4.6
South India	15.1	14.6	12.5	32.1	31.7	24.9	-0.4	-6.8

	2024	2025	2026	TODATE			DIFFERENCE +/-	
	2024	2025	2026	2024	2025	2026	2024 vs 2025	2025 vs 2026
Jan								
Bangladesh	0.2	0.3	0.6	0.2	0.3	0.6	0.1	0.3
Malawi	7.2	5.3	5.2	7.2	5.3	5.2	-1.9	-0.1

	2023	2024	2025	TODATE			DIFFERENCE +/-	
	2023	2024	2025	2023	2024	2025	2023 vs 2024	2024 vs 2025
Dec								
Kenya	54.3	55.8	49.3	570.3	598.5	549	28.2	-49.5

DETAILS OF AWAITING SALE

SALE NO : 15

Scheduled for 21ST/22ND APRIL 2026

	LOTS	QUANTITY
ExEstate	848	787,903
High & Medium	1,561	660,767
Leafy	2,012	713,585
Semi Leafy	1,523	593,648
Tippy	1,961	887,081
Premium Flowery	213	27,001
OffGrades	2,299	1,145,083
Dust	664	577,517
Total	11,081	5,392,585
RePrint	1,136	623,524

28/04/2026

Buyers Prompt

29/04/2026

Sellers Prompt

This sale last year
Sale No. 15 | 22ND/23RD APRIL 2025

Lots :11,759
Re-print Lots :721
Quantity :5,967,437 kgs
Re-print Quantity :361,314 kgs

LOW GROWN CATALOGUES

Violations Excluded

26/03/2026

LEAFY	SEMI-LEAFY	TIPPY
Closed	Closed	Closed

OTHER MAIN SALE CATALOGUES

26/03/2026

HIGH & MEDIUM	PREMIUM FLOWERY	OFF GRADES
Closed	Closed	Closed

NO .OF PKGS

140,401

CTC

9,049 Pkgs - 518,320 kgs

ORDER OF SALE

Ex-Estate	LG Large Leaf//Semi Leafy/LG Small Leaf/BOP1A/ Premium	High & Medium/Off Grade /Dust	Approx Selling time of F&W Catalogues	
FW	BC	FW	21ST	
AS	MB	MB	APRIL 2026	
MB	EB	AS	8.30am	Main Sale - High & Medium
BC	FW	JK	10.00am	Semi - Leafy Teas
LC	LC	EB	10.30am	Low Grown - Leafy Teas
JK	JK	CTB	11.00am	Low Grown - Tippy Teas
CTB	AS	LC	4.00pm	Premium Flowery
EB	CTB	BC	5.00pm	BOP1A
BC - BPML Produce Marketing (Pvt) Ltd	FW - Forbes & Walker Tea Brokers (Pvt) Ltd		22ND	
LC - Lanka Commodity Brokers Ltd	AS - Asia Siyaka Commodities PLC		APRIL 2026	
EB - Eastern Brokers Ltd	JK - John Keells PLC		8.30am	Ex-Estate
CTB - Ceylon Tea Brokers PLC	MB - Mercantile Produce Brokers (Pvt)Ltd		9.00am	Off Grade
			2.00pm	Dust

DETAILS OF AWAITING SALE

SALE NO : 16

Scheduled for 27TH/28TH APRIL 2026

	LOTS	QUANTITY
ExEstate	864	827,879
High & Medium	1,704	748,072
Leafy	2,057	730,953
Semi Leafy	1,510	596,495
Tippy	1,885	857,856
Premium Flowery	264	34,955
OffGrades	2,096	1,058,198
Dust	578	501,790
Total	10,958	5,356,198
RePrint	1,065	549,322

04/05/2026

Buyers Prompt

05/05/2026

Sellers Prompt

**This sale last year
Sale No. 16 | 28TH/29TH APRIL 2025**

Lots :12,522
Re-print Lots :1,013
Quantity :6,446,029 kgs
Re-print Quantity :479,057 kgs

LOW GROWN CATALOGUES

Violations Excluded

02/04/2026

LEAFY
Closed

SEMI-LEAFY
Closed

TIPPY
Closed

OTHER MAIN SALE CATALOGUES

02/04/2026

HIGH & MEDIUM
Closed

PREMIUM FLOWERY
Closed

OFF GRADES
Closed

NO .OF PKGS
139,864

CTC
10,410 Pkgs - 546,795 kgs

CATALOGUE CLOSURE DETAILS

27/28

APRIL 2026

Sale No. 16

The Ex-Estate catalogue closed on 02nd April 2026, excluding violations. The Main Sale catalogues too closed on 02nd April 2026, excluding violations.

05/06

MAY 2026

Sale No. 17

The Ex-Estate and Main Sale catalogues are scheduled to close on 09th April 2026.

12/13

MAY 2026

Sale No. 18

The Ex-Estate and Main Sale catalogues are scheduled to close on 23rd April 2026.

HOLIDAY NOTICE

FORBES & WALKER TEA BROKERS (PVT) LTD

Please note that our Office, Warehouse & Tea Sampling Department will be closed on 13 & 14 April 2026 due to Sinhala & Tamil New Year holidays. Additionally, the Warehouse & Tea Sampling Department will be closed on 15 April 2026.

MALWATTE VALLEY PLANTATIONS PLC

Please note that the Malwatte Valley Plantations PLC warehouse complex in Hendala, Wattala will be closed from the afternoon of 11 April to 15 April 2026 due to Sinhala & Tamil New Year holidays.

DILMAH CEYLON TEA COMPANY PLC AND MJF EXPORTS (PVT) LTD

Please note that the warehouse complex of Dilmah Ceylon Tea Company PLC and MJF Exports (Pvt) Ltd will be closed from 11 to 19 April 2026 due to Sinhala & Tamil New Year holidays.

CEYLON TEA PLANTATION EXPORTS (PTE) LTD

Please note that Ceylon Plantation Exports (Pte) Ltd office and warehouse will be closed from 11 to 19 April 2026 due to Sinhala & Tamil New Year holidays.

TEA MARKETS AROUND THE WORLD

MOMBASA AUCTION

07TH AND 08TH APRIL 2026 (SALE NO.14)

Improved general demand for the 141,699 packages (9,452,478.00 kilos) available in the market with 11.33% unsold.

MARKETS

Pakistan Packers, Bazaar, Yemen and other Middle Eastern countries lent strong support. There was improved activity from Kazakhstan, other CIS States and Egyptian Packers while Afghanistan maintained enquiry; UK were active. Russia showed some interest while South Sudan were active. Local Packers were participating with Somalia active at the lower end of the market.

OFFERINGS

Orthodox Grades - 3,620 packages (132,093.00 kilos) – 75.14% unsold.

Leaf Grades - 74,300 packages (4,932,216.00 kilos) – 7.59% unsold.

Dust Grades - 47,880 packages (3,574,984.00 kilos) – 13.27% unsold.

Secondary Grades - 15,999 packages (813,185.00 kilos) – 8.38% unsold.

LEAF GRADES (M2 & M3)

BP1:

Best – Saw more irregular interest with premium teas discounted while others ranged between USC26 above last levels to easier by up to USC14.

Brighter – Were steady to USC6 dearer with some lines easier by up to USC4.

Mediums – KTDA mediums were firm to USC11 above previous rates to easier by up to USC7 with plantation mediums well competed for advancing by up to USC15.

Lower Medium – Gained by up to USC8.

Plainer – Mostly easier by up to USC6 with a few invoices USC4 dearer.

PF1:

Best – Appreciated by up to USC18.

Brighter – Were dearer by up to USC6.

Mediums – KTDA mediums gained by up to USC14 while plantation mediums were steady to USC10 above previous levels.

Lower Medium – Advanced by up to USC15.

Plainer – Were irregular and ranged between firm to USC14 dearer to easier by up to USC5.

CTC QUOTATIONS	BPI - USC	PFI - USC
Best	254 - 412	298 - 370
Good	245 - 342	282 - 320
Good Medium	246 - 299	278 - 298
Medium (KTDA)	170 - 214	254 - 288
Medium (Plantations)	169 - 187	214 - 238
Lower Medium	155 - 178	155 - 224
Plainer	096 - 147	092 - 158

DUST GRADES (M1)

PDUST:

Best – Firm to USC10 dearer to easier by up to USC11.

Brighter – Met more irregular enquiry ranging between steady to USC15 above last levels to mostly easier by up to USC15.

Mediums – KTDA mediums gained by up to USC15 while plantation mediums were steady to USC6 above previous rates.

Lower Medium – Held value to mostly dearer by up to USC8 with select teas easing by up to USC5.

Plainer – Improved absorption advancing by up to USC20.

DUST1:

Best – Steady to irregularly dearer by up to USC14.

Brighter – Firm to USC15 dearer.

Mediums – KTDA mediums were more irregular ranging between steady to mostly dearer by up to USC13 to easier by up to USC5. Plantation mediums saw good absorption at USC6 dearer to easier by up to USC8.

Lower Medium – Were up to USC15 dearer to USC6 below last levels.

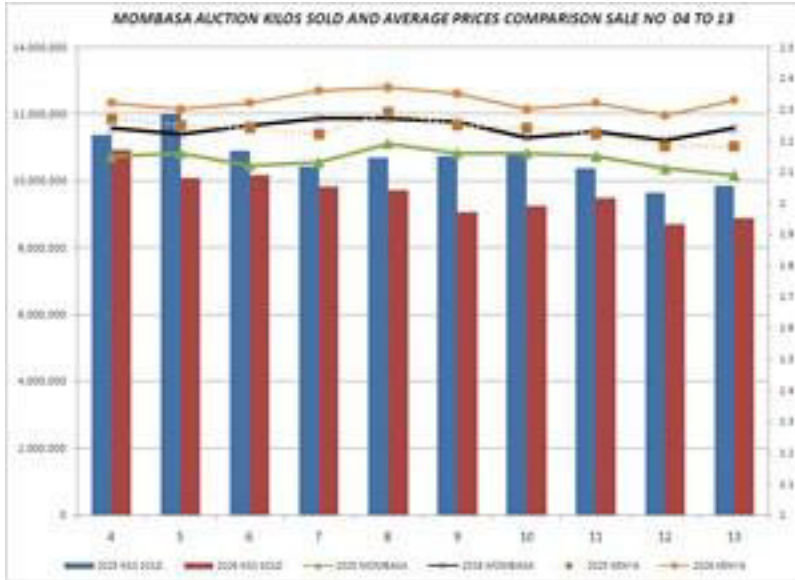
Plainer – More enquiry gaining by up to USC16.

CTC QUOTATIONS	PDUST - USC	DUST1 - USC
Best	280 - 331	275 - 365
Good	262 - 315	266 - 307
Good Medium	225 - 285	255 - 290
Medium (KTDA)	188 - 230	180 - 265
Medium (Plantations)	200 - 224	175 - 212
Lower Medium	158 - 197	156 - 170
Plainer	099 - 148	110 - 148

SECONDARY GRADES (S1)

In the Secondary Catalogues, best BPs gained with PFs advancing. Clean well sorted coloury Fannings were dearer with similar DUSTs appreciating. Other Fannings irregularly sold above previous levels with DUSTs dearer. BMFs were readily absorbed.

SECONDARY QUOTATIONS (USC)	BP / BP2	PF / PF2	FNGS1 / FNGS	DUST / DUST2	BMF
Best / Good	257 - 328	-	191 - 253	140 - 335	-
Good Medium / Medium	-	-	150 - 234	144 - 194	-
Lower Medium	135 - 156	122 - 188	110 - 190	090 - 132	099 - 114
Plainer	088 - 132	086 - 136	082 - 128	092 - 124	080 - 092



Courtesy - Africa Tea Brokers Limited.

SILIGURI AUCTION

08 APRIL 2026

	2026-2027	2025-2026	DIFFERENCE
CTC	94,709	56,884	37,825
DARJEELING	-	-	-
GREEN	-	-	-
DUST	7,505	4,548	2,957
TOTAL	102,214	61,432	40,782

CTC LEAF MARKET REPORT

STAC OFFERINGS IN PACKAGES (SALE NO 15)

DEMAND / MARKET DETAILS: Market opened to fair demand. Nominal quantity of Good and Best sorts seen so far, selling at irregular levels following quality. Medium and Plainer teas are irregularly easier following quality.

BUYING PATTERN:

Internal / Local Packeteers : Mainstay

HUL/ TCPL: Silent so far

WI : Operating

Courtesy - J. THOMAS & CO. PVT. LTD, SILIGURI

TEA MARKETS AROUND THE WORLD

COONOR AUCTION

06TH APRIL 2026 (SALE NO.14)

CTC LEAF

The sale percentage stood at 79.11% with a sale of 852394.02Kgs of the total offering of 1077414.66Kgs.

DEMAND: Good General Demand.

MARKET: Best & good sorts met with selective demand at prices being irregular and easier and there was out lots due to want of bids. Better medium teas too met selective demand with larger broken fetching barely steady prices, the other broken grades at the lower end were steady whilst the top end eased by Rs 2 to 3. Medium & the plainer sorts sold at last levels. The fanning grades were irregular around last.

BUYING PATTERN: Up-Country & Coastal Karnataka packers were very choosy this week. Western India packer and the major blenders were selective on the better medium but fairly active on medium & plainer teas. Exporters to Russia and CIS were selective on the broken whilst active on the fanning. Western India packer along with the Major blenders absorbed around 53.46% of CTC leaf sold.

ORTHODOX LEAF

DEMAND: Fair.

MARKET: Whole leaf grades on the high-grown met with fair demand and prices were irregular and dearer on select better invoices. The other category whole leaf sold at steady levels. Broken in high grown & others sold firm to dearer. However, there were a few out lots due to want of bids. Fanning on the high-grown sold dearer with others sold at firm to dearer.

BUYING PATTERN: Up-country operated selectively whilst the exporters to Russia and other CIS origin were very choosy.

CTC DUST

CTC Dust offered this week was 345758.45 of which 82.94% (286763.84Kgs) were sold.

DEMAND: Good demand.

MARKET: Best category sold at steady prices. Good category teas continue to meet with selective demand and prices were irregular and easier with few invoices remaining unsold. Better medium finer dust selectively sold dearer whilst remainders sold at steady prices. Lower end of the plainer teas eased by Rs 2 to 3 whilst the others sold at steady prices.

BUYING PATTERN: - Coastal Karnataka and local packers were selective & price sensitive on the best & good teas. Better medium teas were absorbed by up-country and other internal buyers. Exporters to middle east were fairly active.

ORTHODOX DUST

DEMAND: Continued to be selective.

MARKET: Select few invoices in the primary dust sold steady at the top end whilst the lower end eased substantially and there were out lots too in this category, especially on the high-grown. Secondary dust was irregularly easier.

BUYING PATTERN: Up-country and local buyer were selective on the primary dust. Exporters were very choosy and price sensitive on the secondary dust.

Courtesy - J.Thomas & Co. Pvt. Ltd

TEA MARKETS AROUND THE WORLD

KOLKATA AUCTION

07TH APRIL 2026 (SALE NO.15)

	2026	2025	DIFFERENCE
CTC	8,914	18,346	-9,432
ORTHODOX	2,867	8,727	-5,860
DUST	1,201	4,967	-3,766

KOLKATA SALE CTC MARKET

MARKET REPORT:

Market opened to good demand. Nominal quantity of Assam and Dooars Estate on offer, meeting with strong demand. Cleaner, blacker Dooars BLF witnessed good enquiry from local/domestic market while remaining teas selling in line with quality.

BUYING PATTERN:

TCPL : Barely Operating
HUL : Barely Operating
Western India : Selective
Local/internal: Active
KOLKATA SALE ORTHODOX MARKET

MARKET REPORT:

Market opened to good demand. New season teas on offer witnessed good competition and sold at levels similar to last. TGFOP1 sold in the range of Rs 420-470 and TGFOP Rs 350-410. GFOP met with better competition and sold between Rs 350-390 while bolder Whole leaf sold around last levels. Larger Broken sold similar to last week while GBOP witnessed better demand and sold between Rs 280-320. BPS sold in the range of Rs 380-410. Nominal quantities of leafy fannings sold at levels lower than last week. Old season teas on offer sold in line with quality.

BUYING PATTERN:

Middle East : Good Support
CIS: Good Support

Courtesy - J.Thomas & Co. Pvt. Ltd

COCHIN AUCTION

07TH APRIL 2026 (SALE NO.15)

QUANTITY	2026 kgs	2025 kgs.	Difference
ORX LEAF	1,94,537	1,51,914	42,623
CTC LEAF	31,628	23,723	7,905
TOTAL	2,26,165	1,75,637	50,528

COCHIN LEAF

Overall Market Sentiment

The market this week displayed a firm undertone with selective irregularities. Demand improved for better-made teas across several categories, while buying remained quality-driven with noticeable selectivity in certain segments.

Internal support continued in the CTC section, while export activity was prominent in the Orthodox market, particularly from CIS interests, with good Middle East participation.

Orthodox Market

Orthodox teas recorded a firm to occasionally dearer trend, supported by active export demand. CIS interests were strongly evident across whole-leaf and liquoring grades, while Middle East demand remained selective but supportive.

Brighter whole-leaf grades attracted sustained competition, while liquoring varieties were well absorbed. However, certain marks and plain categories displayed uneven demand, with a few invoices remaining unsold.

Unsold: Limited overall but evident in select plain and secondary categories.

CTC Market

CTC teas met selective demand, with price realizations varying depending on quality. Brighter liquoring grades were absorbed at firm levels, while medium and plainer teas faced irregular enquiry with some invoices remaining unsold.

Unsold: Noticeable in select invoices, particularly among plain and heavier teas.

Courtesy -J.T. COCHIN

TEA MARKETS AROUND THE WORLD

MALAWI AUCTION

01ST APRIL 2026 (SALE NO.13)

There was selective demand at irregular rates following quality for the 6720 packages on offer.
BP1 tended firm where sold.
PF1 - Bright liquoring invoices sold firm to 2USC dearer, lesser sorts were 10USC below valuation.
PD - Single invoice fetched 6USC up on last, balance neglected.
D1 held firm.
PF1SC - Few on offer were not supported.
Secondaries sold at irregular rates where sold.

Courtesy - TEA BROKERS CENTRAL AFRICA LIMITED

GUWAHATI AUCTION

07TH APRIL 2026 (SALE NO.15)

Guwahati Opening CTC Market Report

Market:

Good demand for better liquoring Assams, fair demand for the remainder , at levels steady to easier following quality. (ETB-72% , ATB- 45% , ABL- 81%)

Buying Pattern:

Western India, other internal destinations were the mainstay of the market. HUL very selective. Exporters selective.

Courtesy - ASSOCIATED BROKERS PVT. LTD.

BANGLADESH AUCTION

The above market report details were not available at the time of printing this publication.